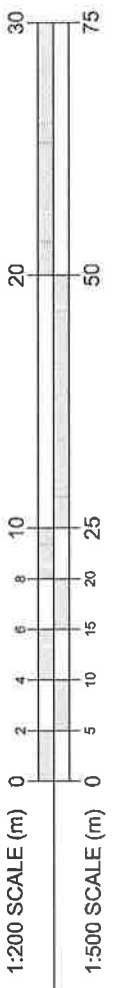
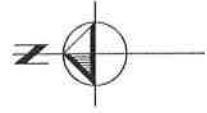


NOTES

Keeping the Lodge

5no. 3 bed 6 person houses @
100m²

10no. Car park spaces.



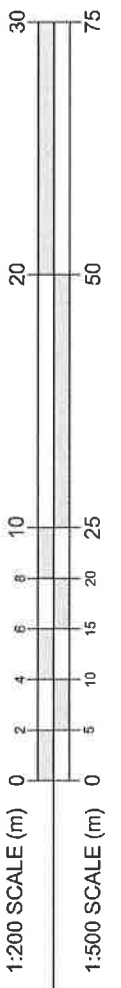
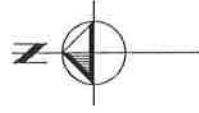
REV	DATE	NOTES	BY
CAPACITY SURVEY			
Do not scale from this drawing. All dimensions to be planned on site.			
the aed practice		aed@aedpractice.co.uk www.aedpractice.co.uk CONY BIR - Reg. AED Practice, L1014 3, 2016	
SLOUGH URBAN REGENERATION			
MERCIAN WAY, SLOUGH, SL1 6LY			
PROPOSED SITE PLAN LAYOUTS			
OPTION B - HOUSES KEEPING THE LODGE SITE			
Scale: 1:500@A3		Date: 15/08/17	
Dwg No: SB1718/SK02		Rev:	

NOTES

Demolishing the Lodge

8no. 3 bed 6 person houses @ 100m²

16no. Car park spaces.



REV	DATE	NOTES	BY
CAPACITY SURVEY			
Do not scale from this drawing - all dimensions to be checked on site			
the aed		practice	
m14@aedpractice.co.uk www.aedpractice.co.uk Capitol 15, First Floor, Farnborough, Hampshire GU14 7LN			
SLOUGH URBAN REGENERATION			
MERCIAN WAY, SLOUGH, SL1 5LY			
PROPOSED SITE PLAN LAYOUTS			
OPTION C - HOUSES USING THE LODGE SITE			
Scale: 1:500@A3 Date: 15.08.17			
Dwg No: SB1718/SK03 Rev:			